


Empire


PORCELAIN STONE

- Exudes a feeling of style and sophistication
- All colors available in polished and unpolished finishes
- Extensive selection of trim, including unique 6" x 14" Cove Base
- Complemented by three styles of mosaics
- All field tile is rectified and modular with a 4mm grout joint


- 20% third party certified recycled content
- Globally Sourced
- Verified as a Certified Porcelain Tile
- Additional plank sizes available through Crossville's Get Planked! program



VS76 Alabaster UP




VS77 Parisian White UP




VS78 Cognac UP




VS79 Elba Night UP



VS80 Corsican Crème UP



VS76 Alabaster PO




VS77 Parisian White PO




VS78 Cognac PO




VS79 Elba Night PO




VS80 Corsican Crème PO




VS81 Palais Taupe UP




VS82 Emperor's Gold UP




VS84 Laurel Green UP




VS85 General's Grey UP



VS86 Black Swan UP




VS81 Palais Taupe PO




VS82 Emperor's Gold PO




VS84 Laurel Green PO



VS85 General's Grey PO




VS86 Black Swan PO



VS87 Empress Silver UP



VS89 Napoleon Blue UP



VS87 Empress Silver PO



VS89 Napoleon Blue PO




Not only will the beauty of Empire last a lifetime, so will its environmental legacy. Empire is manufactured in a sustainable manner and contains 20% recycled content, certified by Scientific Certification Systems




Empire Mosaics

PORCELAIN STONE


1" x 1" Mosaics (actual size 1-1/4" x 1-1/4") available in all twelve Empire colors in both unpolished and polished finishes (13-1/2" x 13-1/2" sheets)




VS76 Alabaster UP/PO NEW




VS77 Parisian White UP/PO




VS80 Corsican Crème UP/PO




VS81 Palais Taupe UP/PO




VS82 Emperor's Gold UP/PO




VS78 Cognac UP/PO




VS87 Empress Silver UP/PO




VS85 General's Grey UP/PO




VS79 Elba Night UP/PO



VS84 Laurel Green UP/PO




VS89 Napoleon Blue UP/PO



VS86 Black Swan UP/PO

1" x 2" Offset Brick Mosaics (actual size 1-1/4" x 2-5/8") available in polished finish only (13-1/2" x 10-3/4" sheets)



EMP20.10102BR
VS76 UP Alabaster
VS86 PO Black Swan



EMP21.10102BR
VS76 PO Alabaster
VS87 UP Empress Silver



EMP22.10102BR
VS77 PO ParisianWhite
VS81 UP Palais Taupe




EMP23.10102BR
VS78 UP Cognac
VS82 PO Emperor's Gold



EMP24.10102BR
VS85 PO General's Grey
VS86 UP Black Swan


1" x 3" Basket Weave Mosaics (actual size 1-1/4" x 4" / 1-1/4" x 1-1/4") mixed PO/UP finish (10-3/4" x 10-3/4" sheets)



EMP20.10103BW
VS76 UP Alabaster
VS86 PO Black Swan



EMP21.10103BW
VS76 PO Alabaster
VS87 UP Empress Silver



EMP22.10103BW
VS77 PO Parisian White
VS81 UP Palais Taupe



EMP23.10103BW
VS78 UP Cognac
VS82 PO Emperor's Gold



EMP24.10103BW
VS85 PO General's Grey
VS86 UP Black Swan

Sizes Available (Available in all colors)

Nominal (in)	Actual (mm)	Thickness (mm)	Finish
3-1/2 x 3-1/2	83.5 x 83.5	9	UP/PO
7 x 7	171 x 171	9	UP/PO
14 x 14	346 x 346	9	UP/PO
3-1/2 x 21	83.5 x 521	9	UP/PO
7 x 21	171 x 521	9	UP/PO
21 x 21	521 x 521	9	UP/PO

Note: All field tile is rectified and modular with a 4mm grout joint.

Mosaics (Available in all colors)

1 x 1 Mosaics	345 x 345*	9	UP/PO
1 x 2 Offset BrickMosaics	275 x 345*	9	UP/PO mix
1 x 3 BasketWeaveMosaics	275 x 275*	9	UP/PO mix

* mounted sheet size

† see page 31 for all combos

Coordinating Trim (Available in all colors)

3 x 14 Single Bullnose	83.5 x 346	9	UP/PO
6 x 14 Cove Base	162 x 346	9	UP
1 x 6 Inside & Outside Cove Base Corners	37 x 162	-	UP



3' x 14' Bullnose UP/PO



6' x 14' Cove Base UP



1' x 6' Inside & Outside
Cove Base Corners UP

Recommended Usage

Crossville Porcelain Stone products are recommended for interior walls and floors and exterior walls in both residential and commercial applications. If offset pattern is required on tiles 18 inches or longer, Crossville recommends an offset of not greater than 33%. See crossvilleinc.com for detailed installation instructions.

Shade & Texture Index

Empire has a shade variation of V3.



V1



V2



V3



V4

V1=Uniform Appearance
V2=Slight Variation
V3=Moderate Variation
V4=Substantial Variation

While the colors present on a single piece of tile will be expected on the other tiles, the amount of colors on each piece may vary significantly.

Care and Maintenance

Regular cleaning is the best way to keep your porcelain stone looking new for years to come. Use clean, hot water (combined with a household cleaner for more aggressive cleaning). Rinse thoroughly and dry with a soft cloth to prevent water spots. More information regarding the care and maintenance of Crossville products is available at crossvilleinc.com.

Product Performance

Water Absorption	<0.10%	ASTM C373
Breaking Strength	>425 lbf.	ASTM C648
Bond Strength	>200 psi	ASTM C482
Deep Abrasion (175 max)	<110	ASTM C1293
Frost Resistance	Resistant	ASTM C1026
Chemical Resistance	Unaffected	ASTM C650
Scratch Hardness	6	MOHs Scale
Coefficient of Friction		ASTM C1028
Polished		
COF-Dry	>0.6	
COF-Wet	n/a	
Unpolished		
COF-Dry	>0.6	
COF-Wet	>0.6	



Photo: Empress Silver VS87 PO – 7" x 21"