

# Color Blox

## PORCELAIN STONE

- Each color coordinates with at least 2-3 other colors
- Subtle variations in texture and shading add visual interest
- Made of Porcelain Stone® for strength and durability
- Designed to coordinate with Bentley Prince Street carpet
- Cross-Sheen® finish for easy cleaning
- Available only from Crossville



A1101 Sandbox I



A1102 Roasted Marshmallow I



A1103 Slinky I



A1104 It's a Boy! I




A1105 Yellow Brick Road IV



A1106 Limeade I




A1107 Mud Pie IV




A1108 Sea Otter I




A1109 Sidewalk Chalk I




A1110 Sea Monkey II



A1111 A Day at the Beach II




A1112 Mr. Green Jeans II



A1113 Blue Suede Shoes IV



A1114 Tree House I




A1115 Camping Out IV




A1116 Caboose II




A1117 I See the Moon II



A1118 Chocolate Candy IV



A1119 Night Night III



A1120 Grape Jelly III

# Color Blox

PORCELAIN STONE

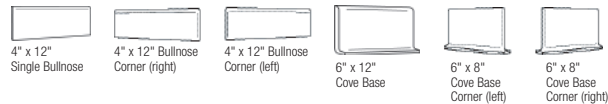
## Sizes Available (Available in all colors)

Nominal Size (in)	Actual Size (in)	Thickness (in)	Finish
6 x 6*	5-13/16 x 5-13/16	3/8	UPS
6 x 12*	5-13/16 x 11-13/16	3/8	UPS
12 x 12	11-13/16 x 11-13/16	3/8	UPS
12 x 18*	11-13/16 x 17-13/16	3/8	UPS
18 x 18	17-13/16 x 17-13/16	3/8	UPS

\* The cut/bevel tile is cut from larger format tile and the edges are beveled to provide a factory appearance. Please allow two to eight weeks for delivery depending on Crossville's production schedule.

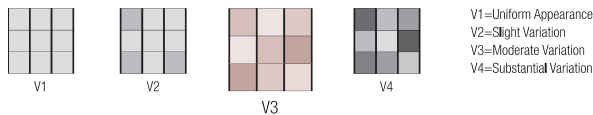
## Coordinating Trim Sizes (Available in all colors)

4 x 12 Single Bullnose	3-3/4 x 11-3/4	3/8	UPS
4 x 12 Bullnose Corner (left)	3-3/4 x 11-3/4	3/8	UPS
4 x 12 Bullnose Corner (right)	3-3/4 x 11-3/4	3/8	UPS
6 x 12 Universal Cove Base	5-7/8 x 11-3/4	3/8	UPS
6 x 8 Universal Cove Base Corner (left)	5-7/8 x 7-3/4	3/8	UPS
6 x 8 Universal Cove Base Corner (right)	5-7/8 x 7-3/4	3/8	UPS



## Shade & Texture Index

Color Blox has a shade variation of V3.



## Recommended Usage

Color Blox is recommended for interior floors, walls, countertops and exterior walls in both commercial and residential environments. If offset pattern is required on tiles 18 inches or longer, Crossville recommends an offset of not greater than 33%. See [crossvilleinc.com](http://crossvilleinc.com) for detailed installation instructions.

## Care and Maintenance

Regular cleaning is the best way to keep Color Blox tile looking good for years to come. Use clean, hot water (combined with a household cleaner for more aggressive cleaning). Rinse thoroughly and dry with a soft cloth to prevent water spots. No waxes or sealers are needed. More information regarding the care and maintenance of Crossville products is available at [crossvilleinc.com](http://crossvilleinc.com).

## Product Performance

Breaking Strength	>450 lbs.	ASTM C648
Bond Strength	>200 psi	ASTM C482
Chemical Resistance	Unaffected	ASTM C650
Frost Resistance	Resistant	ASTM C1026
Water Absorption	< 0.10%	ASTM C373
Scratch Hardness	6	MOHs Scale
COF- Dry	> 0.8	ASTM C1028
COF- Wet	> 0.6	ASTM C1028



Photo above: Color Blox – A1105/ YellowBrick Road – 18" x 18", 12" x 12" Stainless Steel – MT200/Satin – 6" x 6"



Photo above: A1110/Sea Monkey – 6" x 6", A1111/A Day at the Beach – 12" x 12"